

Celebrating 6 Years of JDAI in Virginia

FY 2003 to FY 2009

Juvenile Detention Alternatives Initiative

*A Partnership between the Virginia Department of
Juvenile Justice, the Annie E. Casey Foundation and
select localities throughout the Commonwealth of Virginia*

Why Virginia Got Involved

Pre-JDAI Facts (FY 2003)

- Overcrowding in some facilities
- Capital construction projects underway
- 14,489 pre-dispositional detention placements
- Detention rate substantially above national average
- Results of 1 Day Census: VA listed as 2nd Most Detaining State in the Nation
- Detention Utilization Study completed
- Detention population composition:
 - 65% non-felony level offenders
 - disproportionately minority youth
- JDAI goals consistent with Virginia goals

About JDAI

- Spearheaded by the Annie E. Casey Foundation, JDAI is a system reform initiative and proven model replicated in more than 100 localities nationally
- The intent is to change policies, practices and programs to ensure that only those youth who are the greatest risk to public safety are held in secure pre-trial detention.

SPECIFIC GOALS

- To protect public safety and safely eliminate any unnecessary use of detention
- To minimize failures to appear and the incidence of delinquent behavior
- To improve the use of resources and redirect public finances to successful reform strategies
- To improve conditions of confinement
- To reduce racial, ethnic and gender disparities.

The Right Kids .. for the Right Amount of Time

COLLABORATION

- key stakeholders convened / collaborative bodies formed (Judges, Prosecutors, Defenders, CSU Directors, Local Government, Secure Detention, Law Enforcement, Human Services, Mental Health, Schools and more)
- work groups assembled and work plans developed
- consensus on the purpose and utilization of detention in each community
- immersion in data & the JDAI core strategies / site visits / local & national training
- forging of agreements (MOAs, resolutions, position statements)
- critical examination of local policies and practices
- critical examination of funding and decisions re allocation / reallocation

DATA DRIVEN MANAGEMENT

- centralized, statewide juvenile tracking system
- real time access to data through DJJ Safe Measures
- annual, quarterly and monthly reports available on key detention JDAI measures (admissions, average daily population, length of stay, DAI fidelity and more)
- data disaggregated by race, gender, offense severity
- measurable goals set and progress towards goals measured
- policy and practice changes driven by data rather than anecdote
- consistently measuring for the “Right Kids” and the “Right Amount of Time”

STRUCTURED DECISION-MAKING

- Detention Assessment Instrument (DAI) mandated by Virginia General Assembly
- JDAI sites maintain strict fidelity to the DAI with minimal overrides
- Public Safety Outcome Study: Virginia's Detention Assessment Instrument (DAI) has been validated for public safety outcomes
- Fidelity to the DAI ensures that decisions are made exclusively based upon risk and free from bias

IMPROVED CASE PROCESSING

- philosophy that every day counts and that in-custody cases should be expedited
- system walk-throughs and assessments completed to identify bottlenecks
- Expeditor positions focused on expeditiously moving cases through system
- Detention Review Committees established
- Daily Detention Population reports developed and distributed to key court players
- scheduling (frequency and time of day) of detention review hearings examined
- Specialized docketing and fast tracking of some cases (e.g. VOPs)
- Significant reductions in Lengths of Stay (LOS)

DETENTION ALTERNATIVES

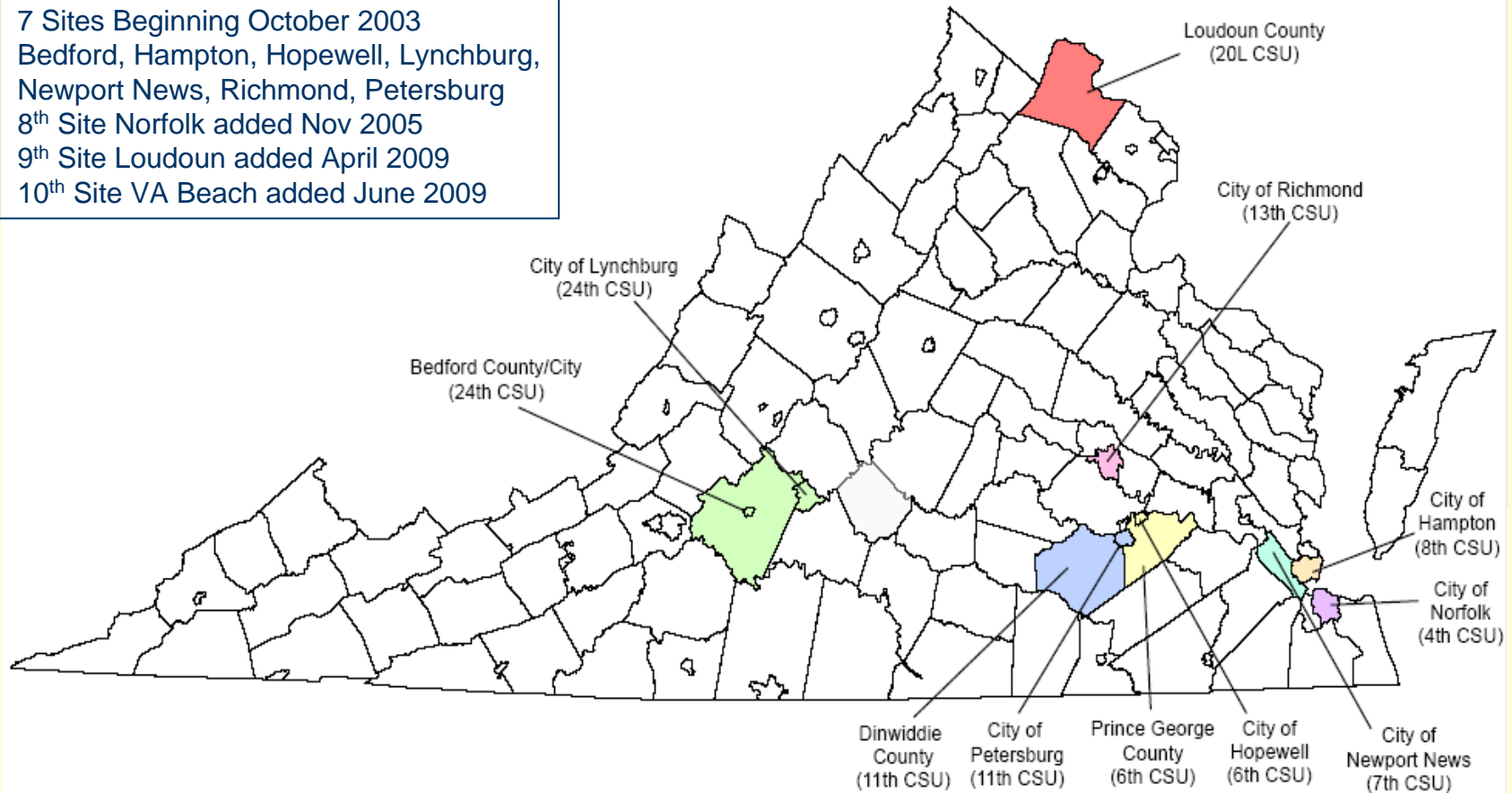
- admissions policies defined/re-defined; utilization driven by DAI score
- utilization studies completed and alternatives arranged in a relational continuum
typical alternatives: house arrest, voice verification, family crisis stabilization, outreach detention, electronic monitoring, day & evening reporting centers, less secure shelters)
- alternatives developed consistent with identified needs
(e.g. consistent with DAI Override reasons)
- assessment of access, developmental and cultural competence, effectiveness
- allocation and reallocation of funding
- examination of opportunities for cost savings
(secure detention approx. \$200 a day; alternatives \$5 - \$50 a day)

ELIMINATING DISPARITIES

- critical top to bottom look at entire system
- strict fidelity to objective decision making instruments to ensure fairness and equity (placement decisions driven exclusively by risk to public safety)
- review of data disaggregated by race, gender and ethnicity
- review of data relative to representation in general population
- critical examination of policies and practices through a racial lens
- evaluation of programs and services for access and cultural competence
- evaluation of access to quality legal representation and due process of law

Virginia JDAI Sites

7 Sites Beginning October 2003
Bedford, Hampton, Hopewell, Lynchburg,
Newport News, Richmond, Petersburg
8th Site Norfolk added Nov 2005
9th Site Loudoun added April 2009
10th Site VA Beach added June 2009



Outcomes ...

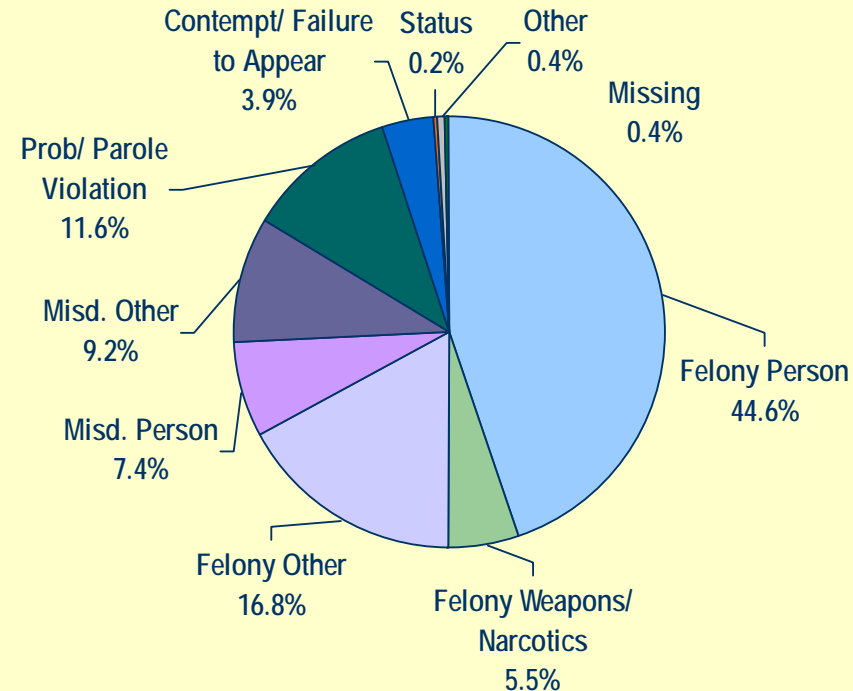
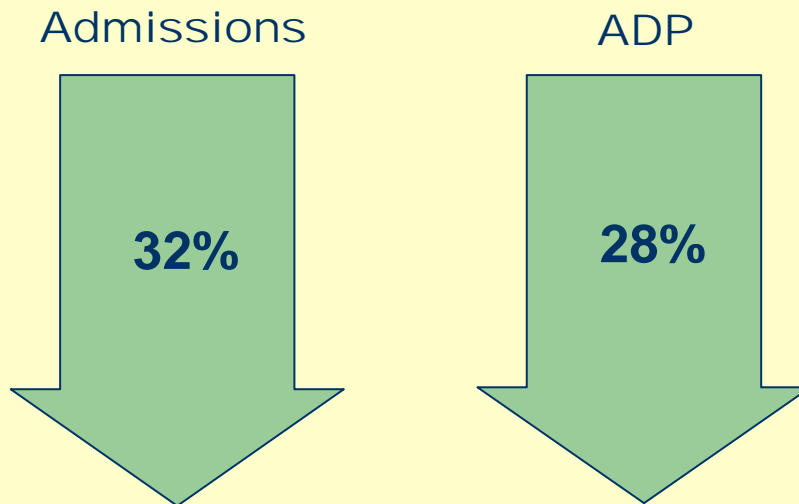
Virginia's JDAI Sites

FY'03 – FY'09

Reductions in Admissions, Average Daily Population and Length of Stay, Increased Fidelity to DAI, Changes in Population Composition*

- Percentage of Felony Level Offenders in the ADP Increased from 51% to 67%
- Percentage of Technical Violators in the ADP Decreased from 27% to 16%

FY 2009 Secure Detention Population Composition*



* Pre-dispositional cases only

** Includes 8 initial sites; does not include VA Beach or Loudoun.

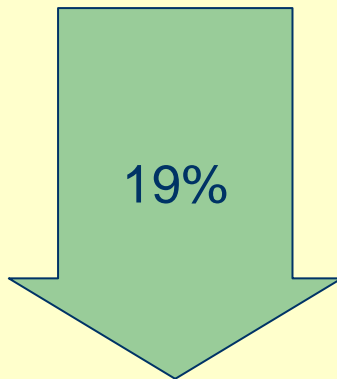
Outcomes ...

VA Beach JDAI

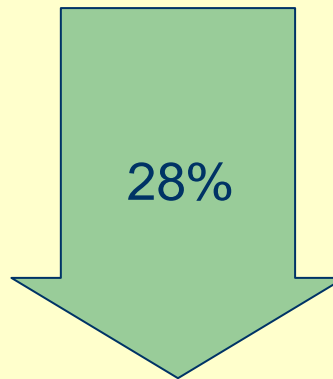
participating site since June 2009

- Pre-D Admissions decreased 14% between FY07 and FY09 and 19% between FY08 and FY 09.
- Population Composition* Changes
 - Percentage of Felony Level Offenders in ADP Increased from 52% to 68%
 - Percentage of Technical Violators in ADP Decreased from 22% to 14.5%

Admissions*
(FY07 – FY09)



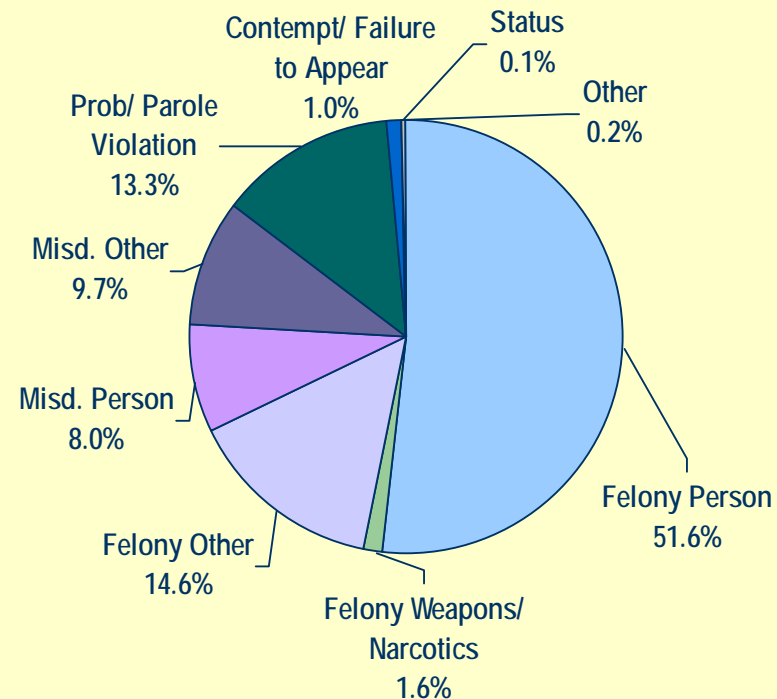
ADP
(FY07 – FY09)



DAI Fidelity

Of juveniles detained in FY 2009,
83% had a DAI Score Indicating Secure
Detention; of juveniles with a score of < 15,
26% were detained on a mandatory override

FY 2009 Secure Detention
Population Composition*



* Pre-dispositional cases only

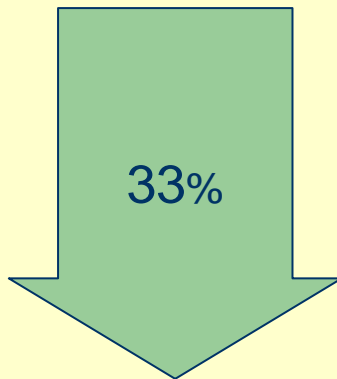
Outcomes ...

Richmond JDAI

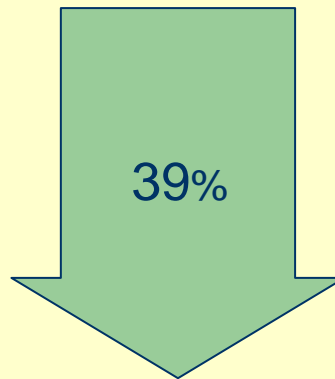
participating site since October 2003

- Pre-D Admissions decreased 2% between FY07 and FY09 and 19% between FY08 and FY 09.
- Population Composition* Changes
 - Percentage of Felony Level Offenders in ADP Increased from 60% to 72%
 - Percentage of Technical Violators in ADP Decreased from 23% to 17%

Admissions*
(FY03 – FY09)



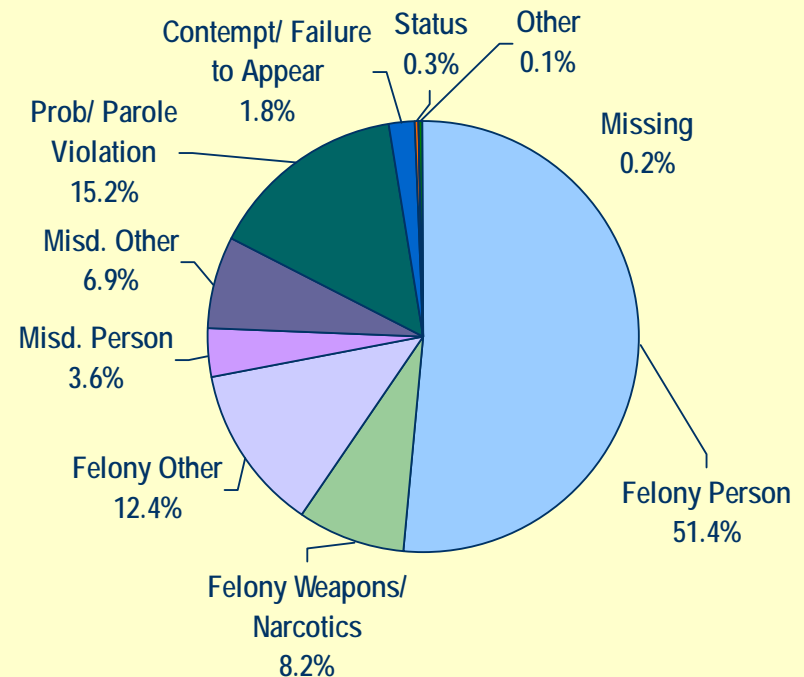
ADP
(FY03 – FY09)



DAI Fidelity

Of Juveniles detained in FY 2009, 64% had a DAI Score Indicating Secure Detention; of juveniles with a score of < 15, 22% were detained on a mandatory override

FY 2009 Secure Detention Population Composition*



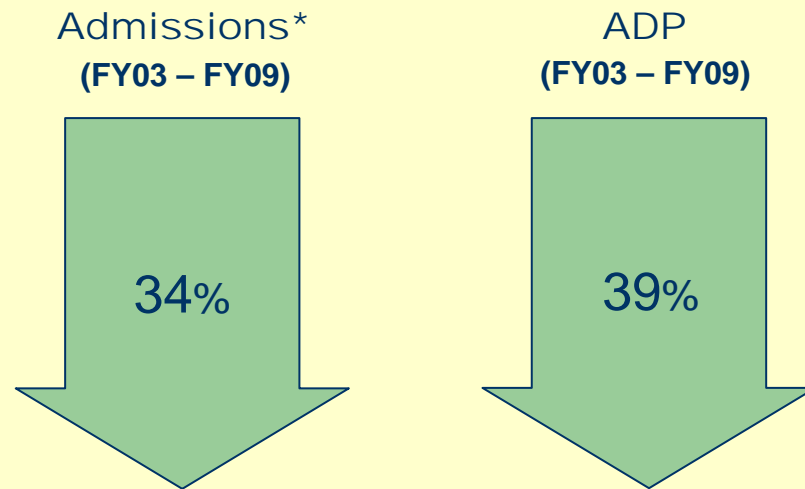
* Pre-dispositional cases only

Outcomes ...

Norfolk JDAI

participating site since November 2005

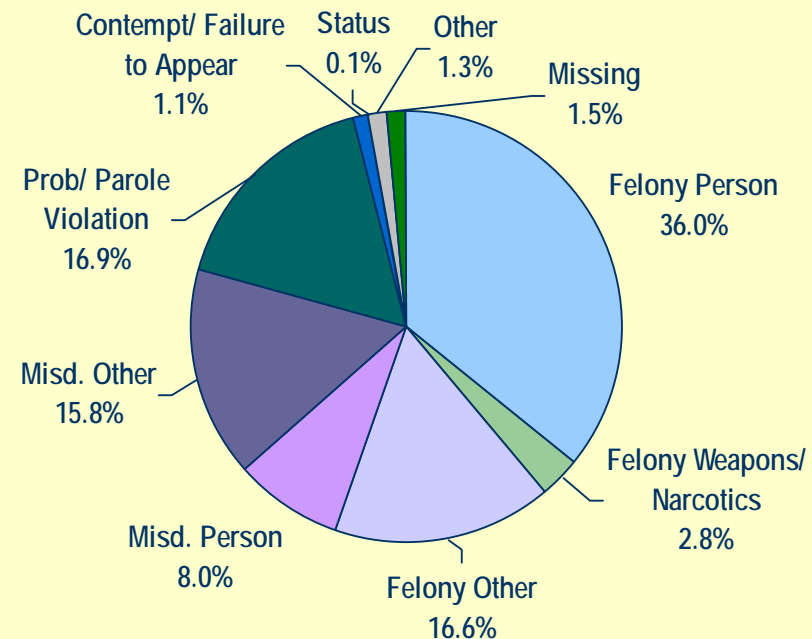
- Pre-D Admissions decreased 16% between FY07 and FY09 and 21% between FY08 and FY 09.
- Population Composition* Changes
 - Percentage of Felony Level Offenders in ADP Increased from 42% in FY 2003 to 55% in FY 2009
 - Percentage of Technical Violators in ADP Decreased from 32% in FY 2003 to 18% in FY 2009



DAI Fidelity

Of Juveniles detained in FY 2009, 66% had a DAI Score Indicating Secure Detention; of juveniles with a score of < 15, 42% were detained on a mandatory override

FY 2009 Secure Detention Population Composition*



* Pre-dispositional cases only

Additional Information:

For Additional Information on JDAI Nationally Contact:

ANNIE E. CASEY FOUNDATION

410.547.6600 or www.aecf.org or www.jdaihelpdesk.org